




Chicago Chapter NATS

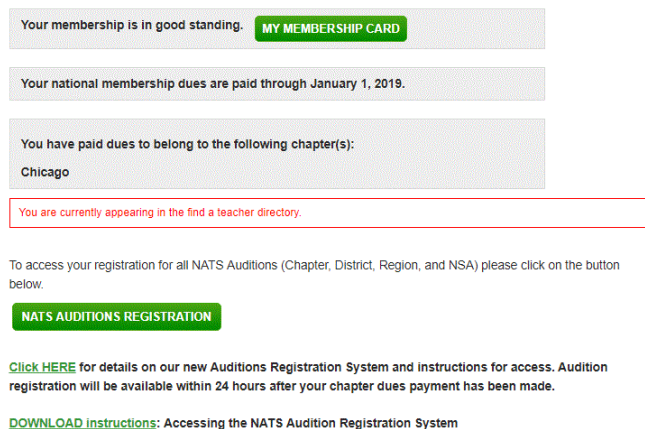
Registering for Chicago Chapter 2018 NATS auditions

1. Go to www.nats.org
2. Log in using your NATS member log-in information (your previous natsauditions.org information will not work)



3. You are now on the Welcome page which looks like thi

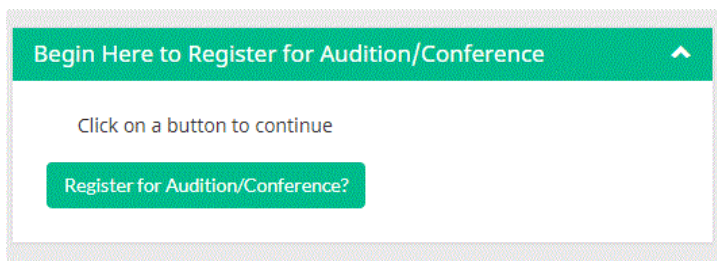
Welcome John Hacker



4. Make sure your membership dues are paid (Both National & Chicago Chapter)
 - Once you pay your dues there is a 24-hour wait before you will be able to register your students for Auditions.
5. When dues are current, click on NATS Auditions Registration.

NATS AUDITIONS REGISTRATION

6. You are now on the AuditionWare page.
 - Click on Register for Audition/Conference





Chicago Chapter NATS

7. Next use the drop down menu to select the desired audition date.

Select Audition

Which audition do you wish to register for?

[Select event] ▼

* If you don't see your audition in the list, return to the dashboard page and change your Location affiliation.

Select Cancel

8. Once you've reached this point the remaining steps are similar to, but better than what we have used in past years and are self-explanatory. Please read carefully and fill out completely.

9. Only complete your full registration and submit payment when all students are entered for the Audition.

- If you are registering students for both class categories on February 17th and/or March 17th, you will need to select 1 “second class category fee” before completing your registration.

Chicago - 2018 Classical - HS & College

Select Concert/Venue Option Quantity

Second Class Category Teacher Fee - \$20.00

0

Previous Continue

- If bringing students to more than one day (Feb 17 & Mar 17) of auditions, you will need to register/pay for each audition event separately.
- You, the teacher, need to make one payment for all the fees.

Questions: Email Contact us at studentauditions@chicagonats.org